

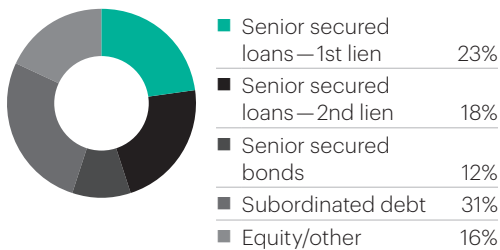
FS ENERGY & POWER FUND

FS Energy & Power Fund (FSEP) is a business development company designed to provide income and growth. It invests primarily in the debt and, to a lesser extent, equity securities of private U.S. energy and power companies. It closed to new investors in November 2016.

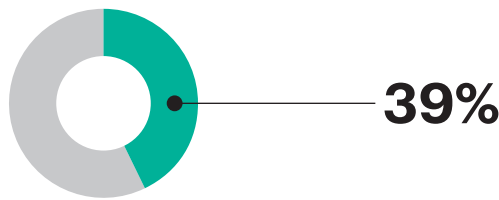
PORTFOLIO COMPOSITION¹

These percentages may change over time depending on market conditions.

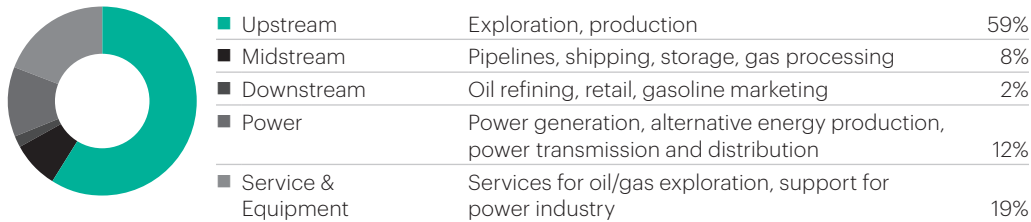
ASSET TYPE



FLOATING RATE ASSETS



SUBSECTOR WEIGHTINGS



TOP 10 HOLDINGS^{1,2}

FourPoint Energy, LLC	11.9%
Ascent Resources - Utica, LLC	6.4%
Sunnova Energy Corp.	4.2%
Chisholm Oil and Gas, LLC	3.7%
Canbriam Energy Inc.	2.9%
Allied Wireline Services, LLC	2.7%
Altus Power America, Inc.	2.7%
Arena Energy, LP	2.5%
Warren Resources, Inc.	2.3%
EP Energy, LLC	2.3%

CORE STRATEGIES³

Direct originations	51%
Opportunistic	27%
Total	78%

Net asset value
\$7.57

Annualized distribution rate⁴
(based on net asset value)
9.36%

Annualized distribution amount⁴
\$0.71

Distribution reinvestment price⁵
\$7.70

Adviser
FS Investment Advisor, LLC,
an affiliate of FS Investments

Sub-adviser
GSO Capital Partners LP

Inception date
July 18, 2011

Total assets under management
\$4.7 billion

Sponsor commitment⁶
\$50 million

Number of portfolio companies
87

One-time share distribution paid 2/16/2012⁷
1.00%

Total cash distributions paid per share since inception⁷
(as of 4/30/2017)
\$3.92

Distribution frequency⁸
Monthly

Liquidity⁹
Quarterly tender offers

Tax reporting
Form 1099-DIV

An investment in FS Energy and Power Fund involves a high degree of risk and may be considered speculative. Investors are advised to read and carefully consider the risk factors and other important information found in FS Energy and Power Fund's reports filed with the U.S. Securities and Exchange Commission.

This fact sheet is intended for informational use and is not intended as investment advice or for trading purposes. See attached performance sheet for shareholder returns. For additional information, contact your financial advisor.

Percentages and other numbers in this fact sheet may have been rounded.

Our investment policy is to invest, under normal circumstances, at least 80% of our total assets in securities of energy and power companies. The revenues, income (or losses) and valuations of energy and power companies can fluctuate suddenly and dramatically due to a number of environmental, regulatory, political and general market risks, which have historically impacted our financial performance and may continue to in the future. For information about the fund's financial performance, visit www.fsinvestments.com.

RISK FACTORS

The following are some of the risks an investment in our common shares involves; however, you should carefully consider all of the information found in FSEP's annual report on Form 10-K and other reports filed with the SEC.

- Because there is no public trading market for our common shares and we are not obligated to effectuate a liquidity event by a specified date, it will be difficult for you to sell your common shares. If you are able to sell your common shares before we complete a liquidity event, it is likely that you will receive less than what you paid for them. While we intend to conduct quarterly tender offers for our common shares, only a limited number of our common shares will be eligible for repurchase and we may suspend or terminate the share repurchase program at any time.
 - Our distributions may be funded from unlimited amounts of offering proceeds or borrowings, which may constitute a return of capital and reduce the amount of capital available to us for investment. Any capital returned to shareholders through distributions will be distributed after payment of fees and expenses.
 - An investment strategy focused primarily on privately held companies presents certain challenges, including the lack of available information about these companies.
 - Investing in middle market companies involves a number of significant risks, any one of which could have a material adverse effect on our operating results.
 - A lack of liquidity in certain of our investments may adversely affect our business.
 - We are subject to financial market risks, including changes in interest rates, which may have a substantial negative impact on our investments.
 - We have borrowed funds to make investments, which increases the volatility of our investments and may increase the risks of investing in our securities.
 - FSEP is a long-term investment for persons of adequate financial means who have no need for liquidity in their investment. To invest in FSEP, an investor must have either (i) a net worth of at least \$70,000 and an annual gross income of at least \$70,000, or (ii) a net worth of at least \$250,000. Some states, such as Kansas, impose higher suitability standards.
 - Portions of our distributions to shareholders were funded from the reimbursement of certain expenses, including through the offset of certain investment advisory fees, that are subject to repayment to our affiliate, FS Investments, and our future distributions may be funded from such offsets and reimbursements. Significant portions of these distributions may not be based on our investment performance and such offsets and reimbursements by FS Investments may not continue in the future. If FS Investments had not agreed to reimburse certain of our expenses, including through the offset of certain advisory fees, significant portions of these distributions would have come from offering proceeds or borrowings. The repayment of amounts owed to FS Investments will reduce the future distributions to which you would otherwise be entitled.
- 1 Calculated as a percentage of fair value. Fair value is determined by FSEP's board of trustees.
 - 2 Securities may be an obligation of one or more entities affiliated with the named company.
 - 3 FSEP defines core investment strategies as any investment that is a direct origination, anchor order or an opportunistic investment. Broadly syndicated/other investments comprised 22% of FSEP's portfolio.
 - 4 Annualized distribution rate is expressed as a percentage equal to the projected annualized distribution amount per share (which is calculated by annualizing the monthly cash distribution amount, as of the date indicated above, without compounding), divided by the net asset value as of such date. The annualized distribution rate shown may be rounded. For the three months ended March 31, 2017, approximately 75% of FSEP's distributions were funded through net investment income, 2% through distributions on account of investments in portfolio companies and 23% from expense reimbursements from our sponsor. The determination of the tax attributes of FSEP's distributions is made annually at the end of FSEP's fiscal year and a determination made on an interim basis may not be representative of the actual tax attributes of FSEP's distributions for a full year. The actual tax characteristics of distributions to shareholders are reported to shareholders annually on Form 1099-DIV. The payment of future distributions on FSEP's common shares is subject to the discretion of FSEP's board of trustees and applicable legal restrictions and, therefore, there can be no assurance as to the amount or timing of any such future distributions. The distribution rate is not guaranteed, and may change or be discontinued at any time.
 - 5 As of April 30, 2017. The distribution reinvestment price is subject to change. The price at which FSEP's common shares are issued under its distribution reinvestment plan is determined by FSEP's board of trustees, or a committee thereof, at a price per share that is (i) not less than the NAV per share immediately prior to the payment of the distribution and (ii) not more than 2.5% greater than the NAV per share as of such date.
 - 6 Includes gross proceeds contributed by investors affiliated with FS Investment Advisor, LLC and GSO Capital Partners LP, including certain members of FSEP's board of trustees.
 - 7 One-time share distribution paid (%) is calculated as the total special share distributions since the fund's inception as a percentage of total shares outstanding as of the date of the distribution, on February 16, 2012 (one paid to date). Total cash distributions paid per share (\$) are calculated as the total regular cash distributions paid since inception on a per share basis as of April 30, 2017. The payment of future distributions on FSEP's common shares is subject to the sole discretion of FSEP's board of trustees and applicable legal restrictions and, therefore, there can be no assurance as to the amount or timing of any such future distributions.
 - 8 The payment of future distributions on FSEP's common shares is subject to the sole discretion of FSEP's board of trustees and applicable legal restrictions and, therefore, there can be no assurance as to the amount or timing of any such future distributions.
 - 9 FSEP intends to repurchase a limited number of common shares pursuant to its share repurchase program. FSEP may amend, suspend or terminate its share repurchase program at any time. In addition, any such purchases will be at the distribution reinvestment price on the date of repurchase.



INVESTMENTS™

FS ENERGY & POWER FUND PERFORMANCE

AS OF APRIL 30, 2017 (unless otherwise noted)

SHAREHOLDER RETURNS

	ANNUALIZED DISTRIBUTION RATE ³	PUBLIC OFFERING PRICE ⁴	CUMULATIVE CASH DISTRIBUTIONS PER SHARE since inception ⁵	Without sales charge, compounded monthly ¹					With sales charge, compounded monthly ²	
				YTD	1-YEAR	3-YEAR annualized	5-YEAR annualized	SINCE INCEPTION annualized	CUMULATIVE TOTAL RETURN since inception	CUMULATIVE TOTAL RETURN since inception
FSEP	9.20%	CLOSED	\$3.92	3.1%	28.1%	0.8%	4.9%	5.5%	36.3%	22.7%
Inception date: 7/18/11										

Returns shown are historical only and are based on past performance. Past performance is not indicative of future results.

An investment in any fund sponsored by FS Investments ("FS") involves significant costs and investors should review the information regarding fees and expenses associated with an investment contained in the applicable fund's prospectus and other filings with the U.S. Securities and Exchange Commission (the "SEC").

An investment in FSEP involves a high degree of risk and may be considered speculative. Investors are advised to read and carefully consider the risk factors and other important information found in FSEP's reports filed with the SEC.

RISK FACTORS

An investment in the common shares of FSEP involves a high degree of risk and may be considered speculative. The following are some of the risks an investment in FSEP's common shares involves; however, you should carefully consider all of the information found in FSEP's annual report on Form 10-K and in FSEP's other filings with the SEC.

- Because there is no public trading market for our common shares and we are not obligated to effectuate a liquidity event by a specified date, it will be difficult for you to sell your common shares. If you are able to sell your common shares before we complete a liquidity event, it is likely that you will receive less than what you paid for them. While we intend to conduct quarterly tender offers for our common shares, only a limited number of our common shares will be eligible for repurchase and we may suspend or terminate the share repurchase program at any time.
 - Our distributions may be funded from unlimited amounts of offering proceeds or borrowings, which may constitute a return of capital and reduce the amount of capital available to us for investment. Any capital returned to shareholders through distributions will be distributed after payment of fees and expenses.
 - Our investment policy is to invest, under normal circumstances, at least 80% of our total assets in securities of energy and power companies. The revenues, income (or losses) and valuations of energy and power companies can fluctuate suddenly and dramatically due to a number of environmental, regulatory, political and general market risks, which will impact our financial performance.
 - An investment strategy focused primarily on privately held companies presents certain challenges, including the lack of available information about these companies.
 - Investing in middle market companies involves a number of significant risks, any one of which could have a material adverse effect on our operating results.
 - A lack of liquidity in certain of our investments may adversely affect our business.
 - We are subject to financial market risks, including changes in interest rates, which may have a substantial negative impact on our investments.
 - We have borrowed funds to make investments, which increases the volatility of our investments and may increase the risks of investing in our securities.
 - FSEP is a long-term investment for persons of adequate financial means who have no need for liquidity in their investment. To invest in FSEP, an investor must have either (i) a net worth of at least \$70,000 and an annual gross income of at least \$70,000, or (ii) a net worth of at least \$250,000. Some states, such as Kansas, impose higher suitability standards. Please consult the prospectus for a detailed description of the suitability standards imposed on investors, including heightened standards required by certain states.
- 1 Shareholder Returns (Without Sales Charge) are the total returns an investor received for the highlighted period taking into account all distributions paid during such period, compounded monthly. Except for the Shareholder Return (Without Sales Charge) for the YTD period, the calculation assumes that the investor purchased shares at FSEP's public offering price, excluding selling commissions and dealer manager fees, at the beginning of the applicable period and reinvested all cash distributions pursuant to FSEP's distribution reinvestment plan ("DRP"). Since FSEP closed its public offering in November 2016, and has since issued new shares only pursuant to its DRP, the calculation of FSEP's Shareholder Return (Without Sales Charge) for the YTD period assumes that the investor purchased shares at the beginning of the applicable period at a price based upon FSEP's DRP on such date. Valuation as of the end of each period is the redemption price pursuant to FSEP's share repurchase program on such date. Shareholder Returns (Without Sales Charge) do not include selling commissions and dealer manager fees, which could total up to 10% of FSEP's public offering price. Had such selling commissions and dealer manager fees been included, performance would be lower. Upon liquidation or redemption, market conditions may cause the actual values to be more or less than the values shown.
 - 2 Shareholder Returns (With Sales Charge) are the total returns an investor received for the highlighted period taking into account all distributions paid during such period, compounded monthly. The calculation assumes that the investor purchased shares at FSEP's public offering price, including the maximum selling commissions and dealer manager fees, at inception and reinvested all distributions pursuant to FSEP's DRP. Valuation as of the end of the period is the redemption price pursuant to FSEP's share repurchase program on such date. Upon liquidation or redemption, market conditions may cause the actual values to be more or less than the values shown.
 - 3 The annualized distribution rate is expressed as a percentage equal to projected annualized distribution amount per share (which is calculated by annualizing the regular cash distribution per share as of April 28, 2017 without compounding), divided by the price per share pursuant to FSEP's DRP, which was \$7.70 as of April 28, 2017. To date, the FSEP's distribution rate has not included any distributions paid from offering proceeds or borrowings. The distributions described herein were funded in significant part by the reimbursement of certain expenses, including through the waiver of investment advisory fees, subject to repayment to FS Investments, and FSEP's future distributions may be funded from such waivers and reimbursements. Significant portions of these distributions were not based on FSEP's investment performance and such waivers and reimbursements by FS Investments may not continue in the future. If FS Investments had not agreed to reimburse certain of FSEP's expenses, including through the waiver of certain advisory fees, significant portions of these distributions would have come from offering proceeds or borrowings. The repayment of amounts owed to FS Investments will reduce the future distributions to which investors would otherwise be entitled. For the twelve months ended December 31, 2016, FSEP's distributions were sourced 95% from net investment income and 5% from distributions on account of investments in portfolio companies. The determination of the tax attributes of FSEP's distributions is made annually as of the end of the fund's fiscal year based upon the fund's taxable income for the full year and distributions paid for the full year. Therefore, a determination made on an interim basis may not be representative of the actual tax attributes of FSEP's distributions for a full year. The actual tax characteristics of distributions to shareholders are reported to shareholders annually on Form 1099-DIV.
 - 4 FSEP is now closed to new investors. FSEP's total expenses as a percentage of average net assets attributable to common shares was 4.88% for the year ended December 31, 2016.
 - 5 Cumulative cash distributions per share reflect the total regular cash distributions paid since inception on a per share basis as of April 28, 2017. The payment of future distributions on FSEP's shares is subject to the sole discretion of FSEP's board of trustees and applicable legal restrictions and, therefore, there can be no assurance as to the amount or timing of any such future distributions.